




Biolac[®]

Wastewater Treatment System





Biolac® Wastewater Treatment System

Extended sludge age biological technology

The Biolac® System is an innovative activated sludge process using extended retention of biological solids to create an extremely stable, easily operated system.

The capabilities of this unique technology far exceed ordinary extended aeration treatment. The Biolac process maximizes the stability of the operating environment and provides high-efficiency treatment. The design ensures the lowest-cost construction and guarantees operational simplicity. Over 500 Biolac Systems are installed throughout North America treating municipal wastewater and many types of industrial wastewater.

The Biolac system utilizes a longer sludge age than other aerobic systems. Sludge age, also known as SRT (solids retention time) or MCRT (mean cell residence time), defines the operating characteristics of any aerobic biological treatment

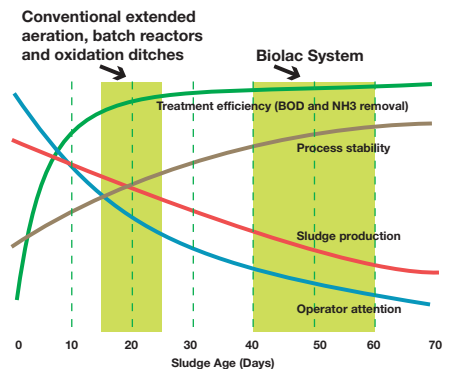
system. A longer sludge age dramatically lowers effluent BOD and ammonia levels. The Biolac long sludge age process produces BOD levels of less than 10 mg/L and complete nitrification (less than 1 mg/L ammonia). Minor modifications to the system will extend its capabilities to denitrification and biological phosphorus removal.

While most extended aeration systems reach their maximum mixing capability at sludge ages of approximately 15-25 days, the Biolac System efficiently and uniformly mixes the aeration volumes associated with 30-70 day sludge age treatment.

The large quantity of biomass treats widely fluctuating loads with very few operational changes. Extreme sludge stability allows sludge wasting to non-aerated sludge ponds or basins and long storage times.

This innovative process features

- Low-loaded activated sludge technology
- High oxygen transfer efficiency delivery system
- Exceptional mixing energy from controlled aeration chain movement
- Simple system construction



Aeration Components

Simple Process Control and Operation

The control and operation of the Biolac® process is similar to that of conventional extended aeration. Parkson provides a very basic system to control both the process and aeration. Additional controls required for denitrification, phosphorus removal, dissolved oxygen control and SCADA communications are also available.

Aeration System Components

The ability to mix large basin volumes using minimal energy is a function of the unique BioFlex moving aeration chains and the attached BioFuser® fine bubble diffuser assemblies. The gentle, controlled, back and forth motion of the chains and diffusers distributes the oxygen transfer and mixing energy evenly throughout the basin area. No additional airflow is required to maintain mixing.

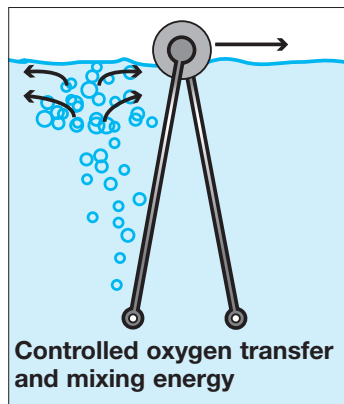
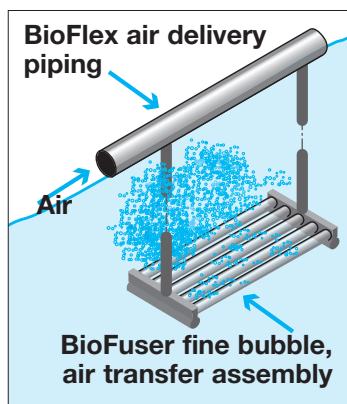
basin volume. Mixing of a Biolac basin typically requires 35-50 percent of the energy of the design oxygen requirement. Therefore, air delivery to the basin can be reduced during periods of low loading without the risk of solids settling out of the wastewater.

System Construction

A major advantage of the Biolac system is its low installed cost. Most systems require costly in-ground concrete basins for the activated sludge portion of the process. A Biolac system can be installed in earthen basins, either lined or unlined. The BioFuser fine bubble diffusers require no mounting to basin floors or associated anchors and leveling. These diffusers are suspended from the BioFlex aeration chains above the basin floor. The only concrete structural work required is for the simple internal clarifier(s) and blower/control buildings.



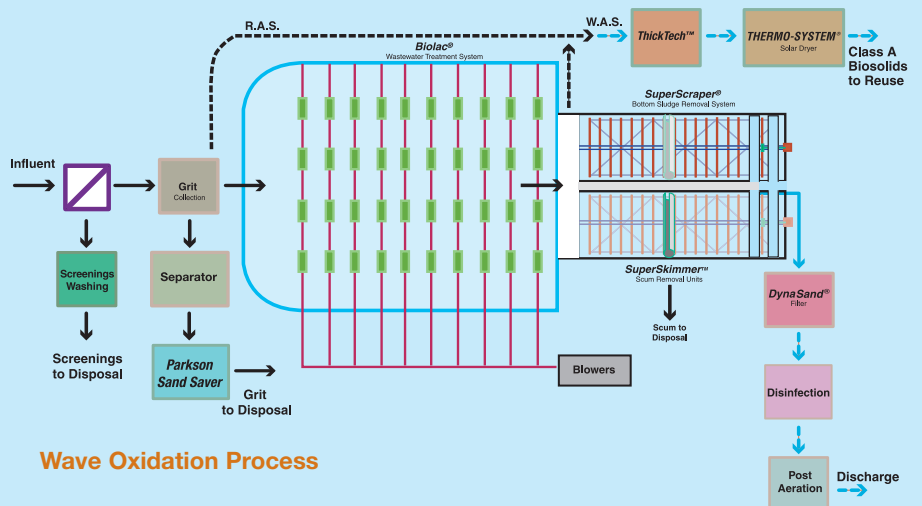
Stationary fine-bubble aeration systems require 8-10 CFM of air per 1000 cu. ft. of aeration basin volume. The Biolac System maintains the required mixing of the activated sludge and suspension of the solids at only 4 CFM per 1000 cu.ft. of aeration



Biological Nutrient Removal

Simple control of the air distribution to the BioFlex chains creates moving waves of oxic and anoxic zones within the basin. This repeated cycling of environments nitrifies and denitrifies the wastewater without recycle pumping or additional external basins. This mode of Biolac® operation is known as the Wave Oxidation process. No additional in-basin equipment is required and simple timer-operated actuator valves regulate manipulation of the air distribution.

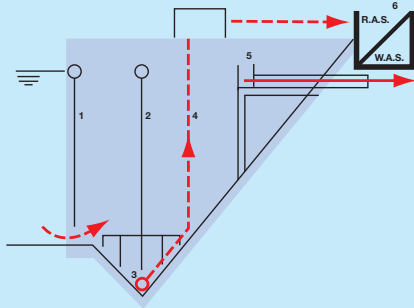
Biological phosphorus removal can also be accomplished by incorporating an anaerobic zone.



Wave Oxidation Process

Type "R" Clarifier

Land space and hydraulic efficiencies are maximized using the type "R" clarifier. The clarifier design incorporates a common wall between the clarifier and aeration basin. The inlet ports in the bottom of the wall create negligible hydraulic headloss and promote efficient solids removal by filtering the flow through the upper layer of the sludge blanket. The hopper-style bottom simplifies sludge concentration and removal, and minimizes clarifier HRT. The sludge return airlift pump provides important flexibility in RAS flows with no moving parts. All maintenance is performed from the surface without dewatering the clarifier.



Type "SS" Clarifier

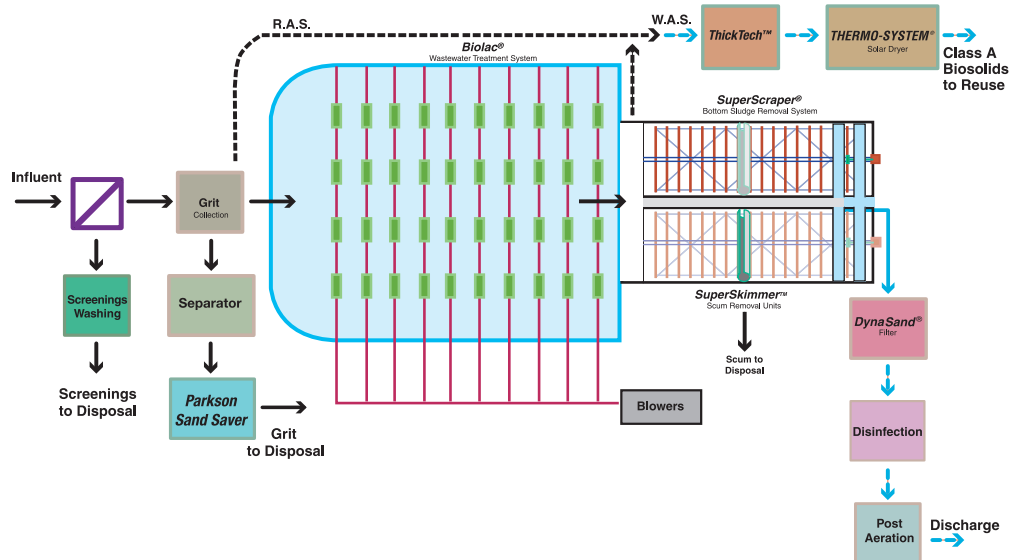
Higher flow systems incorporate a flat-bottom internal clarifier utilizing the Parkson SuperScrapper® sludge removal system. This clarifier design maintains the efficiencies of the common wall layout while providing ample clarification surface area within the footprint of the aeration basin width. The SuperScrapper system moves settled solids along the bottom of the clarifier to an integral collection trough. The unique design of the scraper blades and gentle forward movement of the SuperScrapper system concentrates the biological solids as they are moved along the bottom of the clarifier without disturbing the sludge blanket.



A Parkson Complete Wastewater Treatment System

The Parkson "Complete" system featured here utilizes the Biolac® process with two flat-bottom internal Type SS clarifiers. SuperScrapper® units are installed in the clarifier bottoms to simplify sludge removal. Influent screening with grit removal and appropriate residuals management such as washing, dewatering and conveying are included.

Sludge from the clarifiers is sent to the ThickTech rotary drum thickener and on to a THERMO-SYSTEM® Solar Sludge Dryer to reduce the volume of sludge by 50% and produce a Class "A" product suitable for beneficial reuse. Clarifier effluent is polished by a DynaSand® Filter followed by disinfection and post-aeration as the final steps prior to discharge.



Fort Lauderdale

Chicago

Montreal

Dubai

ISO 9001:2008 Certified
Quality Management System

AN AXEL JOHNSON INC. COMPANY

www.parkson.com
technology@parkson.com

1.888.PARKSON
1.954.974.6610



Mixed Sources
Product group from well-managed
forests and other controlled sources
www.fsc.org Cert no. BV-COC-080207
© 1996 Forest Stewardship Council

BIOL-BL020109 ©2009 Parkson Corporation